


<b>Tech Pack</b>	Production with new Care Format
<b>Description</b>	Production F24 and newer

### Message

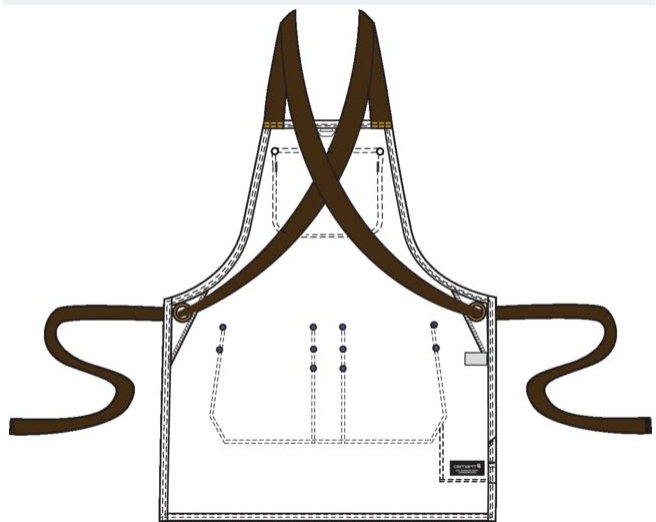
RSL: It is expected that all goods produced for Carhartt comply fully with the Restricted Substances List (RSL) published by the Apparel and Footwear International RSL Management Group. The AFIRM RSL is available at the link below. If you should have any concerns in meeting this product specification, please discuss with the Carhartt Development Team, Fabric and Testing Manager, Quality Manager, or Sourcing Manager. <https://www.afirm-group.com/afirm-rsl/>

### Properties

Front\_Sketch



Back\_Sketch



<b>Style #</b>	106667
<b>Style Description</b>	Firm Duck Apron
<b>Model #</b>	AM6667-M
<b>Non-Stock/Mainline Reference</b>	
<b>Season</b>	2025 Spring
<b>Development Type</b>	Carryover
<b>Department</b>	Men's
<b>Category</b>	Accessories

<b>Designer</b>	Kim Cahill
<b>Product Developer</b>	Samantha Darragh
<b>Technical Designer</b>	Nicole Clement
<b>Active Colorways</b>	001-Black, 211-Carhartt Brown
<b>Resource</b>	✓
<b>Product Improvement/Roll Change</b>	
<b>Washed</b>	

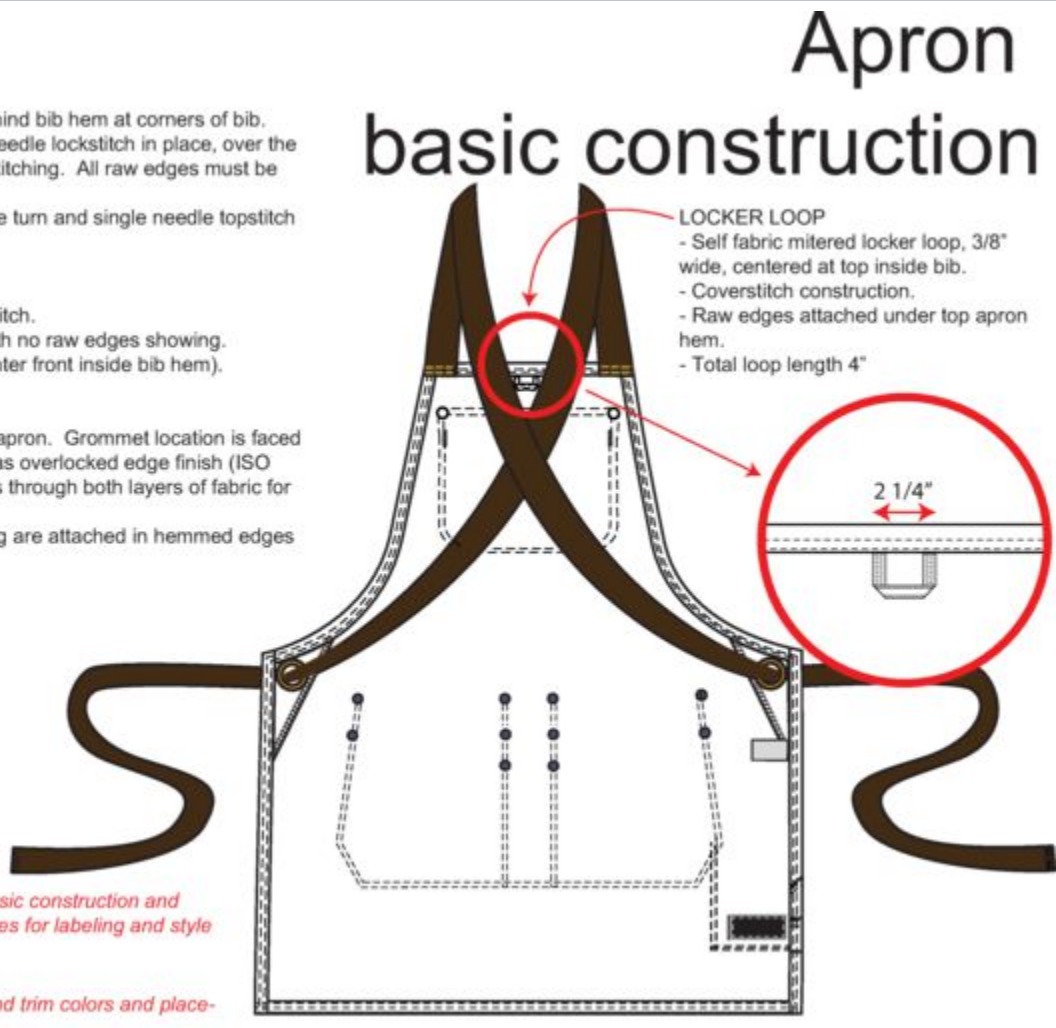
<b>FR</b>	
<b>ANSI</b>	
<b>ATPV</b>	
<b>CAT Rating</b>	
<b>EBT</b>	

Documents

Image	Document Type
<p style="text-align: center;"><b>Apron construction</b></p> <p><b>ALL POCKETS</b></p> <ul style="list-style-type: none"> <li>- Upper and lower pockets are set centered on width of apron.</li> <li>- All pockets are attached to body with 2 needle lockstitch, 1/4" needle spacing.</li> <li>- Upper front pocket-lower section- hem is double turned and single needle lockstitch set at 3/8" from edge.</li> <li>- Lower front pocket and utility pocket hems are double turned, set with 2 needle chainstitch, 1/4" needle spacing.</li> </ul> <p><b>RIVETS at chest pocket</b></p> <ul style="list-style-type: none"> <li>- Chest pocket upper edge rivets pass through all layers of fabric. (Fasteners are visible from inside of apron).</li> <li>- Chest pocket <b>lower rivets</b> only pass through the hem of the pocket. (Fasteners are not visible from inside of apron).</li> </ul> <p><b>RIVETS at hand pocket</b></p> <ul style="list-style-type: none"> <li>- Center front hand pocket upper and middle pocket edge rivets pass through all layers of fabric. (Fasteners are visible from inside of apron).</li> <li>- Center front hand pocket lowest layer <b>outer rivets</b> only pass through the top two layers of the pocket. (Fasteners are not visible from inside of apron).</li> <li>- Center front hand pocket lowest layer: middle edge rivets pass through all layers of apron. (Fasteners are visible from inside of apron).</li> </ul> <p><b>ALL RIVETS</b></p> <ul style="list-style-type: none"> <li>- Rivets set to secure pocket openings as shown.</li> <li>- All rivets placed between rows of stitching, rivets must not break stitching.</li> </ul> <p style="color: red; font-size: small;">This is a generic sketch for basic construction and details. See additional sketches for labeling and style specific details, if any. See BOM for specific fabric and trim colors and placements.</p>	<p>Document Type</p> <p>Style Illustrated Details</p>

Displaying 1 - 1 of 6 results

Documents

Image	Document Type
<p>(All lockstitch is ISO #301).</p> <p><b>STRAPS</b></p> <ul style="list-style-type: none"> <li>- Strap ends are attached behind bib hem at corners of bib. Turn under end and double needle lockstitch in place, over the top of both rows of bib hem stitching. All raw edges must be enclosed.</li> <li>- Lower ends of straps, double turn and single needle topstitch hem.</li> </ul> <p><b>HEM ALL EDGES</b></p> <ul style="list-style-type: none"> <li>- 1/4" spacing 2 needle lockstitch.</li> <li>- Double turn, clean finish, with no raw edges showing.</li> <li>- (Locker loop attached at center front inside bib hem).</li> </ul> <p><b>GROMMETS</b></p> <ul style="list-style-type: none"> <li>- Located at waist corners of apron. Grommet location is faced with self fabric insert which has overlapped edge finish (ISO #504). (Grommets must pass through both layers of fabric for stability).</li> <li>- Top and side edges of facing are attached in hemmed edges of apron.</li> </ul> <p><i>This is a generic sketch for basic construction and details. See additional sketches for labeling and style specific details, if any.</i></p> <p><i>See BOM for specific fabric and trim colors and placements.</i></p>  <p><b>Locker Loop Details:</b></p> <ul style="list-style-type: none"> <li>- Self fabric mitered locker loop, 3/8" wide, centered at top inside bib.</li> <li>- Coverstitch construction.</li> <li>- Raw edges attached under top apron hem.</li> <li>- Total loop length 4"</li> </ul> <p><b>Grommet Detail:</b></p> <ul style="list-style-type: none"> <li>- Width: 2 1/4"</li> </ul>	<p>Style Illustrated Details</p>

Displaying 2 - 2 of 6 results

Documents

Image	Document Type
<p><b>CHEST POCKET</b></p> <p>9" 1 3/4" 2 1/2" 4" 7 1/4" 1 3/4" 1/4" 2 1/2" seam seam</p> <p>Buttonhole is 1" long.</p> <p><b>Apron pocket construction</b></p> <p>Lockstitch ISO #301 Chainstitch ISO #401 Bartacks ISO #304 Buttonhole ISO #304</p> <p><b>WAIST &amp; LOWER POCKETS</b></p> <p>16" 7 1/4" 1" 9 1/2" 7" 5" 2" 2" 6"</p> <p><i>This is a generic sketch for basic construction and details. See additional sketches for labeling and style specific details, if any.</i></p> <p><i>See BOM for specific fabric and trim colors and placements.</i></p>	<p>Style Illustrated Details</p>

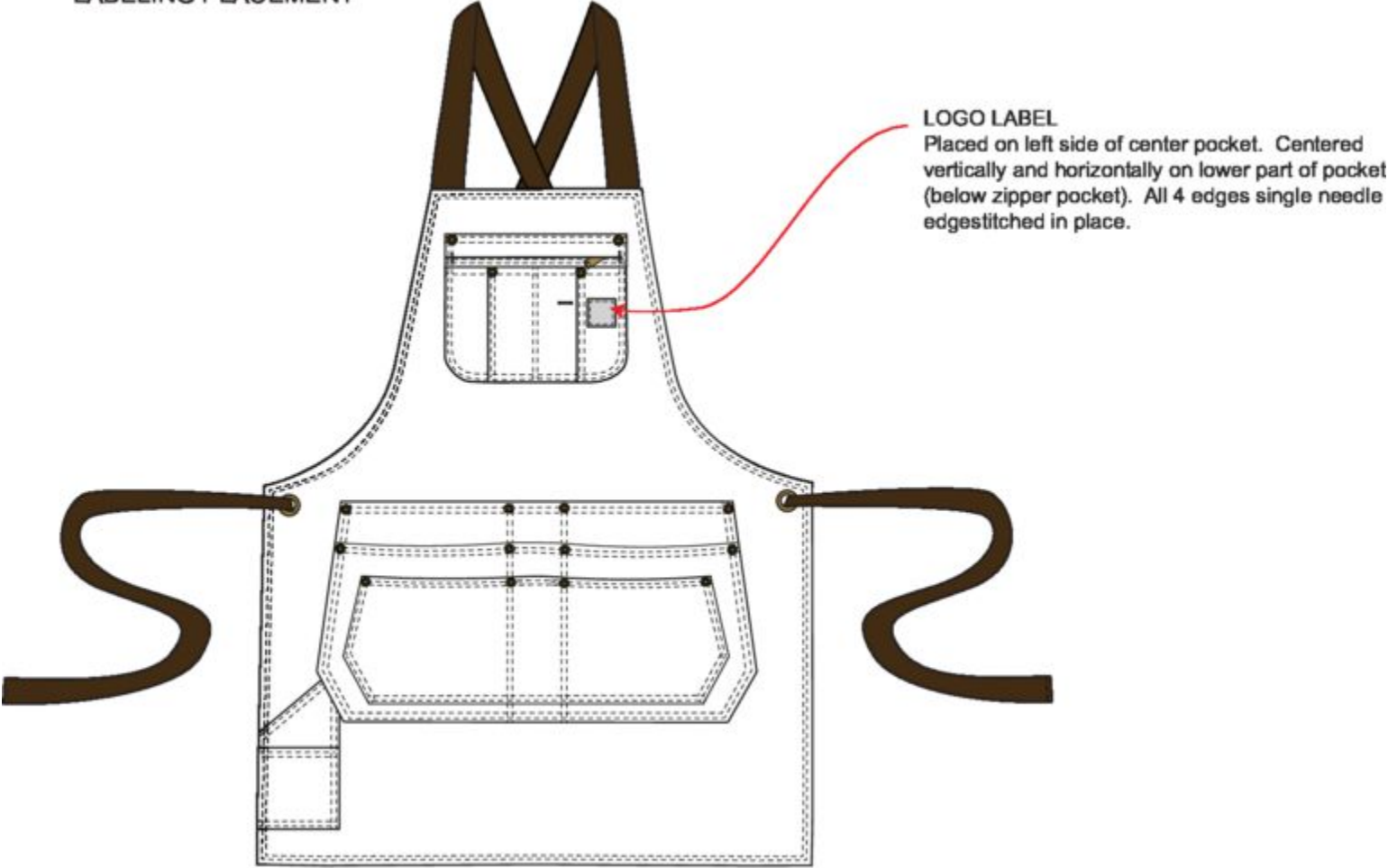
Displaying 3 - 3 of 6 results

Documents

Image				Document Type
<h1>Apron Folding Guide</h1>				Style Folding Guide Page
<b>STEP -1 FRONT VIEW</b>	<b>STEP - 2 BACK VIEW</b>	<b>STEP -3 TAG PLACEMENT</b>	<b>STEP -4 SIDE FOLDING</b>	
				
<b>STEP - 5 FOLDING FROM BOTTOM</b>	<b>STEP -6 FOLDING FROM TOP (FRONT VIEW)</b>	<b>STEP -6 FOLDING FROM TOP (BACK VIEW)</b>	<b>STEP 7 - INSERT DOYBAG</b>	
				

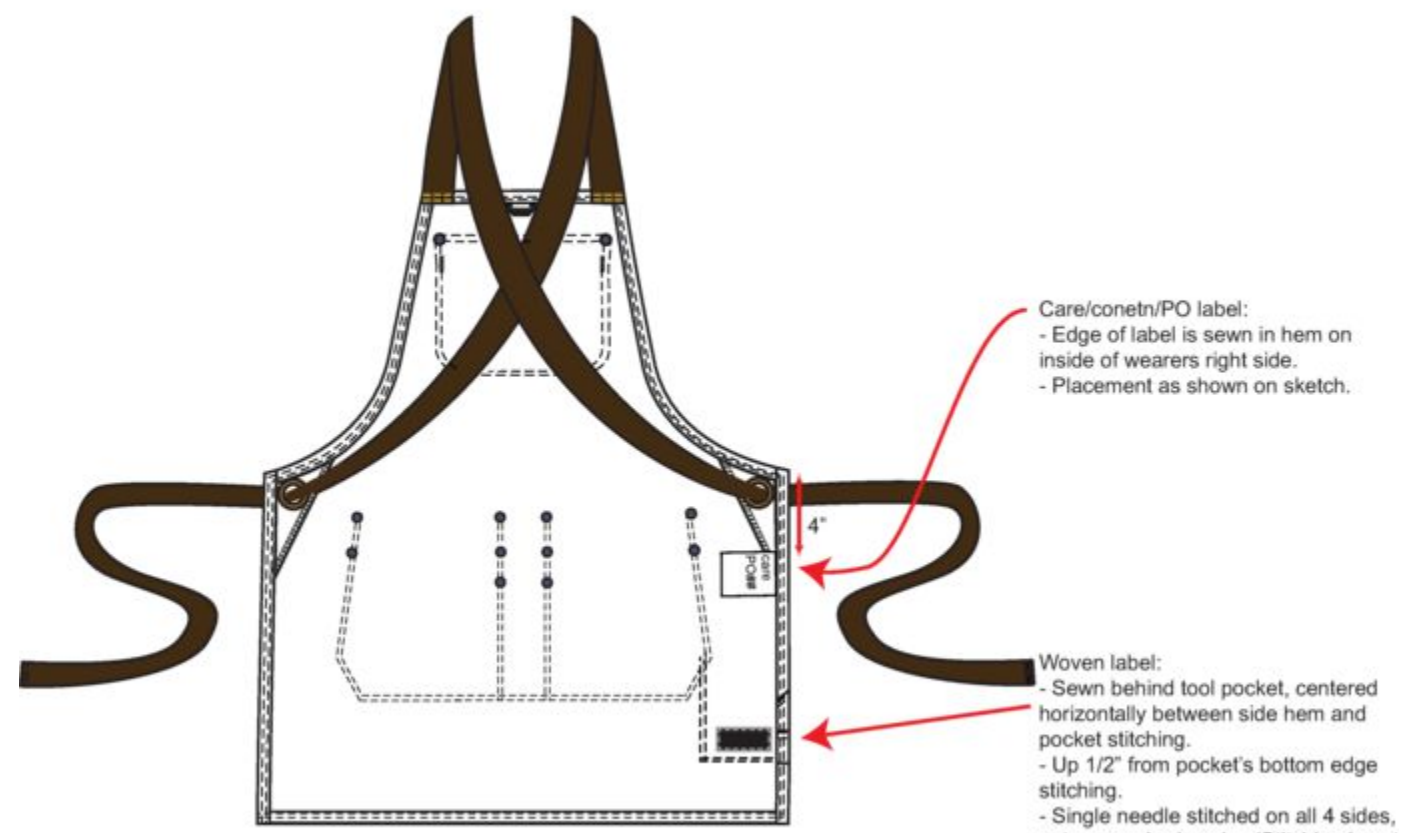
Displaying 4 - 4 of 6 results

Documents

Image	Document Type
<p data-bbox="121 284 436 316"><b>LABELING PLACEMENT</b></p>  <p data-bbox="1058 423 1575 565"><b>LOGO LABEL</b> Placed on left side of center pocket. Centered vertically and horizontally on lower part of pocket (below zipper pocket). All 4 edges single needle edgestitched in place.</p>	<p data-bbox="1591 289 1864 321">Style Labeling Placement</p>

Displaying 5 - 5 of 6 results

Documents

Image	Document Type
<p style="text-align: center;"><b>Inside label placement for full length aprons</b></p>  <p><i>This is a generic sketch for labeling only. Please do not use it for garment styling, it is only to demonstrate label placement. See BOM for specific label component numbers.</i></p> <p><b>Care/constrn/PO label:</b></p> <ul style="list-style-type: none"> <li>- Edge of label is sewn in hem on inside of wearers right side.</li> <li>- Placement as shown on sketch.</li> </ul> <p><b>Woven label:</b></p> <ul style="list-style-type: none"> <li>- Sewn behind tool pocket, centered horizontally between side hem and pocket stitching.</li> <li>- Up 1/2" from pocket's bottom edge stitching.</li> <li>- Single needle stitched on all 4 sides, onto apron body only. (Stitching is not visible from outside of garment).</li> </ul>	<p>Style Labeling Placement</p>

Displaying 6 - 6 of 6 results

Spec Data Sheet	Construction Details	Description	Quality Spec	Spec Type	Construction Details
-----------------	----------------------	-------------	--------------	-----------	----------------------

Items

Spec Item	Description	Image
Miscellaneous (2)		
Quality Spec- Woven Accessories	<ul style="list-style-type: none"> <li>- If lined, all seams internal between lining and shell unless otherwise noted.</li> <li>- All thread tails clipped to 1/2" or less on outside of garment or 1" on inside of garment.</li> <li>- For lining (if any) and shell both:</li> <li>- If there is a lining, all seams internal between lining and shell unless otherwise noted.</li> <li>- Where there is no lining, all visible seams are neatly finished, taped, or bound, with no raw edges showing.</li> <li>- No raw edges, skipped stitches, or pleats.</li> <li>- Snaps, eyelets, burrs, and rivets must be attached through at least 1 ply of fabric plus a layer of interfacing, or through 2 plies of fabric plus a plastic donut reinforcement.</li> <li>- All bartacks are 28 or 42 stitches unless otherwise noted in detail sketches.</li> </ul>	
Quality Spec- SPI Duck-Denim Aprons	<ul style="list-style-type: none"> <li>- Shell stitches per inch 8 +2/-1/2 unless otherwise noted.</li> </ul>	
Displaying 1 group and 2 results		



<b>Carhartt Inc.</b>		<b>106667-M FrmDck Apron</b>		<b>106667 Size Chart</b>		<b>Draft-Sample 4/18/24, 10:31 AM</b>	
<b>Company</b>	Carhartt	<b>Size Chart</b>	106667 Size Chart	<b>Base Size</b>	OS		
<b>Department</b>	Men's	<b>Description</b>	Garment Specifications	<b>Tolerance</b>	MW Accessories Aprons		
<b>Season</b>	2025 Spring	<b>Size Range</b>	Accessories OS	<b>Grade Rule</b>	Accessories OS		
<b>Category</b>	Accessories	<b>Selected Sizes</b>	OS	<b>Subtype</b>			

**POMs**

POM	Description	Tol (+)	Tol (-)	OS
420.05.01	Apron Width - Front - at Top	3/8	-3/8	11
420.01.05	Apron Width - Front - at Waist	3/8	-3/8	26 1/2
420.01.03	Apron Width - Front - at Sweep	3/8	-3/8	26 1/2
547.01	Armhole Drop BASE SIZE REFERENCE ONLY	1/4	-1/4	13
675.05.01	Apron Length - at Center Front	1/2	-1/2	33
675.05.03	Apron Length - at Side	3/8	-3/8	20
830.04	Pocket Placement - from Top Edge	1/4	-1/4	1 3/4
↳ Chest pocket placement from top edge.				
830.04	Pocket Placement - from Top Edge	1/4	-1/4	13
↳ Waist pocket placement from top edge.				
900.02	Strap Total Length - Aprons	1/2	-1/2	65
900.05	Strap Width	1/8	-1/8	1 1/2
<b>See pocket measurements on detail sketch.</b>				
Displaying 11 results		Units: Fractions of inches    Grade Rule Display: Absolute		

<b>Style #</b>	106667	<b>Back_Sketch</b>		<b>Category</b>	Accessories
<b>Style Description</b>	Firm Duck Apron			<b>Designer</b>	Kim Cahill
<b>Front_Sketch</b>				<b>Product Developer</b>	Samantha Darragh
		<b>Season</b>	2025 Spring	<b>Technical Designer</b>	Nicole Clement
		<b>Department</b>	Men's	<b>Washed</b>	

**Placements**

Code	Product	Material Artwork Description	Supplier Quote	Supplier Code	UOM	Placement	Contractor Supplied	211-Carhartt Brown		001-Black	
								Color	Qty by Color	Color	Qty by Color
<b>Fabric (1)</b>											
<b>Duck (1)</b>											
DU1029	12oz Firm Duck		Vardhman Textiles Ltd.		yd	shell fabric, corner facings, locker loop (see label placement pg for loop placement)		BRN-Carhartt Brown		BLK-Black	
<b>Labels (5)</b>											
<b>Printed Fabric Label (3)</b>											
LA1038	Printed Fabric Labels w/Double Face Satin Finish & Woven Edge 45mm width	GCLSAT-Global Care Label Cut Singles with woven edge	Avery Dennison		ea	Care Content/PO Season Multi-Language Label. EMEA POs only			1		1
LA050	Printed Fabric Cut Label	PO/Season Label	Avery Dennison		ea	PO #/Season label-stack behind care label - for North America POs only		WHT-White	1	WHT-White	1
LA008	Printed Fabric Labels w/Satin Finish	SATIN-Satin	Avery Dennison		yd	Care labels for North American PO's Only			1		1
<b>Woven Label (2)</b>											
Displaying 1 - 4 of 22 results											

**Placements**

Code	Product	Material Artwork Description	Supplier Quote	Supplier Code	UOM	Placement	Contractor Supplied	211-Carhartt Brown		001-Black	
								Color	Qty by Color	Color	Qty by Color
LA1103	Accessories Woven Label	CAR-Carhartt Woven Label	Avery Dennison		ea	interior woven label-see label placement pg for details			1		1
LA1237	Woven Label	CA5-#5 Woven Label 40mm x 40mm	Finotex/Shining Label Company		ea	exterior woven label-see label placement pg for details			1		1
<b>Packaging (6)</b>											
<b>Hang Tag (1)</b>											
HT1009	Hang Tag	BRAND-Brand Hang Tag	Avery Dennison		ea	Brand Hang Tag			1		1
<b>Hanger (1)</b>											
600347	Hanger	8inch-8 inch plastic hanger	Mainetti	6008	ea	plastic hanger			1		1
<b>Polybag (1)</b>											
PB002	Single Pack Polybag with Suffocation Warning	Single Pack Polybag with Suffocation Warning	Factory	CLR LLDPE BAG	ea	polybag should fit specified fold size, carton size and standard case quantity		CLR-Clear	1	CLR-Clear	1
<b>Sticker (2)</b>											
SK004	UPC Sticker Blanks	COO-COUNTRY OF ORIGIN	Avery Dennison		ea	COO sticker			1		1
SK1049	Vertical RFID Enabled UPC Sticker Blanks	RFID - Enabled UPC Sticker for Tops/Accessories / UAL / FR All	Avery Dennison		ea	UPC sticker - Applied to hangtag			1		1
<b>Swiftack/Packaging Attachment (1)</b>											
Displaying 5 - 11 of 22 results											

**Placements**

Code	Product	Material Artwork Description	Supplier Quote	Supplier Code	UOM	Placement	Contractor Supplied	211-Carhartt Brown		001-Black	
								Color	Qty by Color	Color	Qty by Color
FA005	1" Swiftach Fastener		Tex-Pak		ea	black swiftack		BLK-Black (158.01.AM1BLAC)	1	BLK-Black (158.01.AM1BLAC)	1
Trim (10)											
Burr (1)											
BR023	13L Non-Logo 2-Prong Fastener Burr		YKK Snap Fasteners Asia		ea	rivets		ANT-Antique Brass	16	ANT-Antique Brass	16
Eyelet (1)											
EY019	27L Metal Grommet		SX Industries	P36-EY-136	ea	grommets		ANT-Antique Brass (SX-12)	2	ANT-Antique Brass (SX-12)	2
Fasteners (1)											
FA040	2-Prong Steel Base Burr Fastener		YKK Snap Fasteners Asia		ea	fasteners for rivets		STL-Steel	16	STL-Steel	16
Tape (1)											
TA033	1 1/2" Textured Poly Taping		QST Industries	CP-0221	yd	neck/waist straps		MHY-Mahogany		BLK-Black	
Thread (5)											
TH006	T-60 Poly Core Poly Wrapped Thread		American & Efird Inc.	T-60 Perma Core	yd	thread - main topstitch		*MAT*-Matching		*MAT*-Matching	
TH140	T-40 Poly Core Poly Wrapped Thread		American & Efird Inc.	T-40 Perma Core	yd	thread - loopers - pocket and facing hems		*MAT*-Matching		*MAT*-Matching	
TH015	T-35 Textured Polyester Thread		American & Efird Inc.	T-35 Wildcat	yd	pocket looper thread		*MAT*-Matching		*MAT*-Matching	

Displaying 12 - 19 of 22 results

**Placements**

Code	Product	Material Artwork Description	Supplier Quote	Supplier Code	UOM	Placement	Contractor Supplied	211-Carhartt Brown		001-Black	
								Color	Qty by Color	Color	Qty by Color
TH006	T-60 Poly Core Poly Wrapped Thread		American & Efird Inc.	T-60 Perma Core	yd	thread - strap ends		*MAT*-Matching		*MAT*-Matching	
TH006	T-60 Poly Core Poly Wrapped Thread		American & Efird Inc.	T-60 Perma Core	yd	thread - label attach - match label		*MAT*-Matching		*MAT*-Matching	
Zipper (1)											
ZP165	#5 Antique Brass CE Zipper w/DFL ANT Pull		YKK Zippers Asia	RGKBC-51 DFL I	ea	pocket zipper		*MAT*-Matching		*MAT*-Matching	

Displaying 20 - 22 of 22 results

**Composition**

- 100% Cotton
- ✓
- 12oz Firm Duck

**Care Instructions**

---

Care Label	Description	Care Type
Care Label D	Exclusive Trimming, Machine Wash Cold Like Colors, Non-Chlorine Bleach, Tumble Dry Low, Do Not Use Fabric Softeners, Cool Iron, Do Not Dry Clean	All Care
Displaying 1 result		